

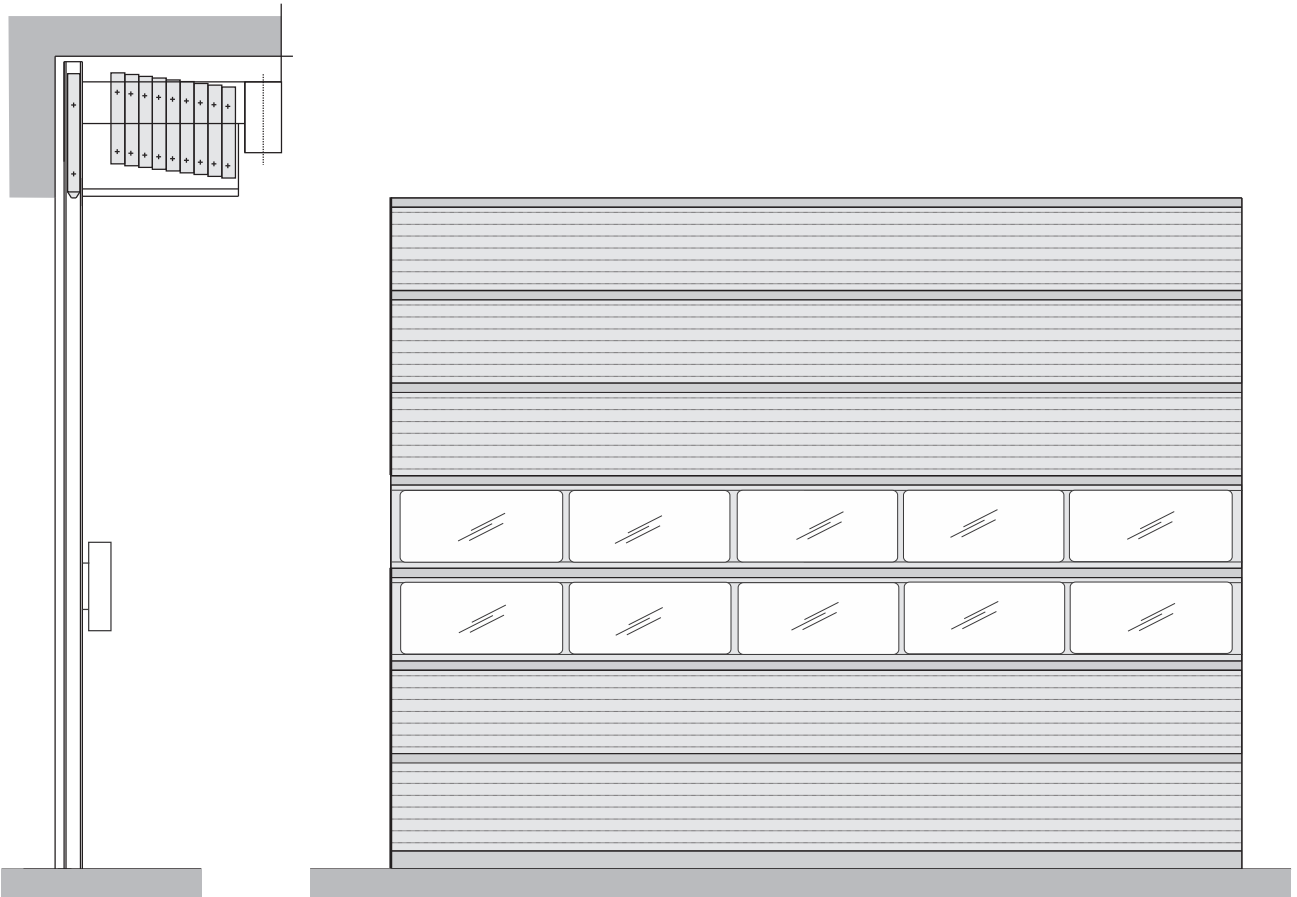
Interdoor UK
315 Ideal Business Park
National Avenue
Hull HU5 4JB
(United Kingdom)

Tel: +44 (0) 1482 247 375
Email: service@interdoor.uk
Web: www.interdoor.uk

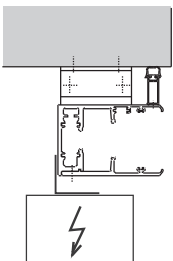
INTERDOOR
SPECIALIST INDUSTRIAL DOORS

Technical Data

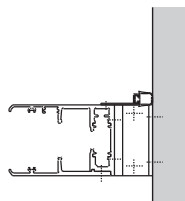
Stacking Doors SPACELITE® HT 60 and HT60XL



Mounting and Fixing Modes



Assembly behind the reveal



Assembly within the reveal

Technical Data Stacking Doors · SPACELITE HT60 and HT60XL

		HT60	HT60XL
Door dimensions [mm]*	Width min. / max. width	1000 / 7500	1000 / 7500
	Height min. / max.	2000 / 8500	2000 / 13 000
Required lintel height [mm]*	min. / max.	750	1250
Door panel height [mm]	Approximate value (slight differences depending on type of door)	500	1000
Opening speed [cm/s]*	(standard) / (optional) up to	14	14
Opening cycles / duration in use*	Number of cycles for continuous operation	5 cycles/hour	5 cycles/hour
	Increased number of cycles for a duration of max. 1 hour	10 cycles/hour	10 cycles/hour
Opening cycles*	Typically up to cycles annually	30 000	30 000
Resistance to wind load*	Classification acc. to EN 12424**	2 - 4	2 - 4
Air permeability	Classification acc. to EN 12426**	2	2
Resistance to water penetration	Classification acc. to EN 12425**	2	2
Airborne sound insulation Rw (C;Ctr)	In dB acc. to EN ISO 717-1**		23
Operating forces / safe opening	According to EN 13241-1	achieved	achieved
U_p-value* (door) attainable	In W/m ² K	1.8	1.6
Cassettes	Steel, galvanised	■	■
Drive unit	Gear motor including brake and integrated anti-drop device	■	■
	Driving power [kW]*	0.85 - 1.1	0.85 - 1.1
Tracks vertical	Trilaterally closed solid aluminium profile (standard: mill-finished)	■	■
Door panel with fibreglass filling	Twin-walled fibreglass panel, thickness in [mm]	60	60
	Colour shades fibreglass brilliant / emerald-green / sapphire-blue	■	■
	Insertion foils for improved thermal insulation	□	□
	Vision elements with double glazing / size w x h [mm]	□/600x300	□/800x400
	U _p -value for fibreglass incl. the max. no. of insertion foils [W/m ² K]	1.1	1.1
	Light transmission (depending on colour and U _p -value) up to	47 - 78%	47 - 78%
	Fire behaviour acc. to EN13501 / building material class acc. to DIN 4102	E / B2	E / B2
Vision panel with synthetic glazing, incl. 1-4 vertical interspacers, depending on door width (upon request other fillings e.g. 4mm perforated plate)	PC (Makrolon)	upon request	-
	PMMA (Plexiglas)	□	-
	Single glazing (tempered safety glass) 1 x 4 mm	upon request	-
Emergency operation	By crank handle	■	■
	By hoist chain	upon request	upon request
Control	BDC E800 R / S Relay / contactor control, mains connection 400 V/50 Hz (L1,L2,L3,N,PE), fuse-protection 10 A type C	■	■
Safety	TÜV-approved anti-drop device, integrated inside the tracks	■	■
	Drive unit with integrated anti-drop device	■	■
	Closing edge monitored by an optoelectronic sensor, power supply either by energy chain or conductor rail	■	■
	External photo eye	□	□
	External light curtain	□	□
	Laser sensor	□	□
	Anti-push-up device	■	■
Aluminium panel-profile surfaces	Mill-finished	□	■
	Anodised E6-C0 (EV1)	■	□
	RAL colour coated	□	□
	Anodised acc. to British Standard	□	□
Options	Car wash kit	□	□
	Lintel cover made of fibreglass	□	□
	Roofing for external installation	□	□
	Pivotable side-frame available either with or without passdoor, to increase the total passage width	□	□
	Tracks that are horizontally movable between two door systems	□	□