

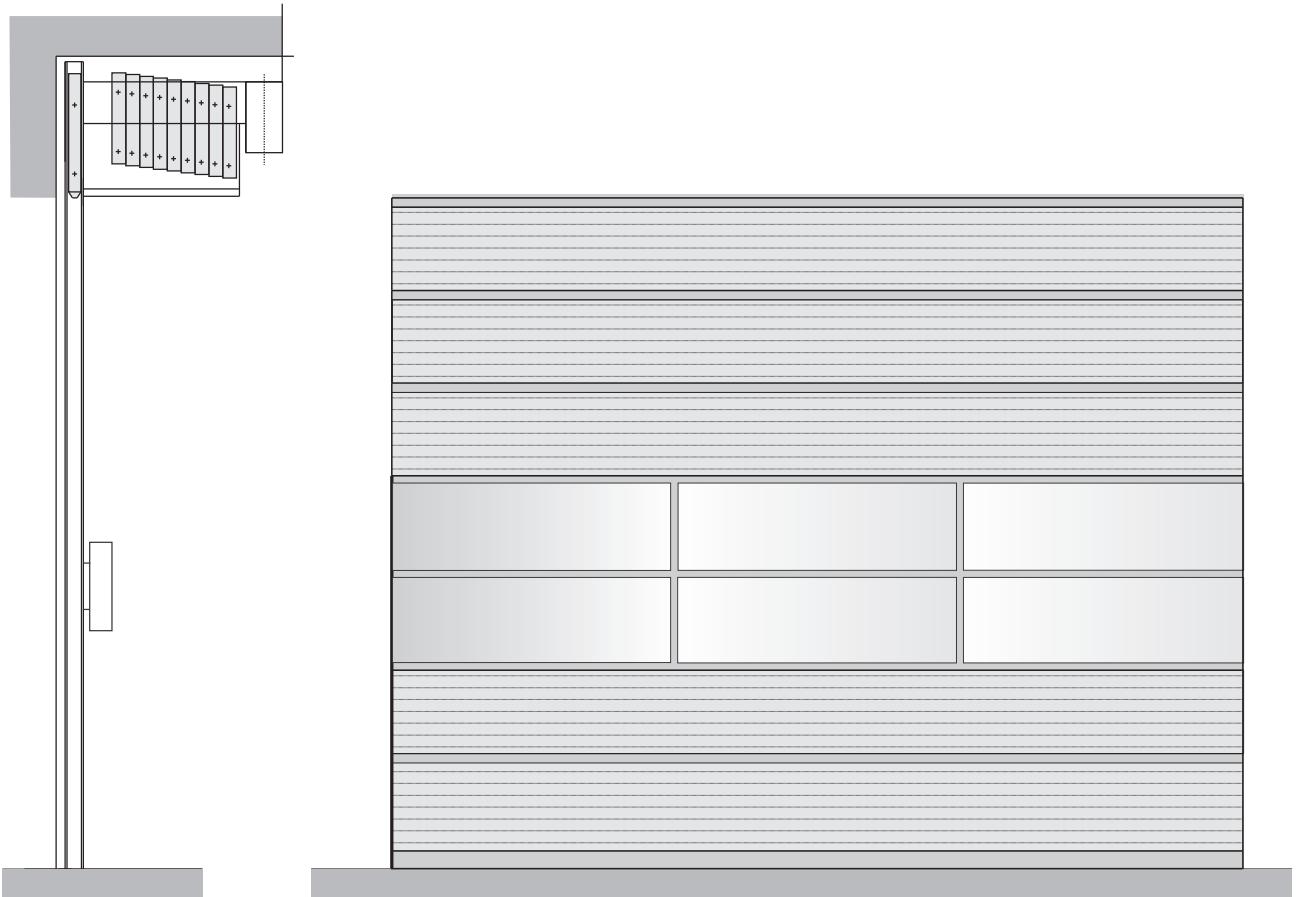
Interdoor UK
315 Ideal Business Park
National Avenue
Hull HU5 4JB
(United Kingdom)

Tel: +44 (0) 1482 247 375
Email: service@interdoor.uk
Web: www.interdoor.uk

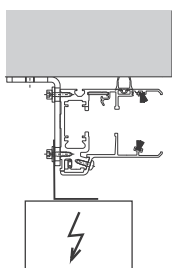


Technical Data

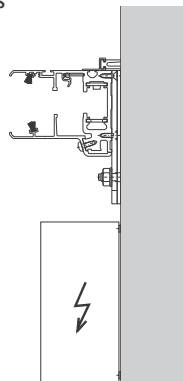
Stacking Doors SPACELITE® HT40 and HTvision



Mounting and Fixing Modes



Assembly behind the reveal



Assembly within the reveal

Technical Data Stacking Doors · SPACELITE HT40 and HTvision

		HT40	HTvision
Door dimensions [mm]*	Width min. / max.	1000 / 5500	1000 / 5000
	Height min. / max.	2000 / 8920	2000 / 4000*
Required lintel height [mm]*	min. / max.	700 / 870	700 / 870
Door panel height [mm]	Approximate value (slight differences depending on type of door)	500	500
Opening speed [cm/s]*	(standard) / (optional) up to	19 / 40	13 / 25
Opening cycles / duration in use*	Number of cycles for continuous operation	10 cycles/hour	5 cycles/hour
	Increased number of cycles for a duration of max. 1 hour	20 cycles/hour	10 cycles/hour
Opening cycles*	Typically up to cycles annually	50 000	30 000
Resistance to wind load*	Classification acc. to EN 12424**	2 - 4	2 - 4
Air permeability	Classification acc. to EN 12426**	3	3
Resistance to water penetration	Classification acc. to EN 12425**	2	2
Airborne sound insulation Rw (C;Ctr)	ln dB acc. to EN ISO 717-1**	21	
Operating forces / safe opening	According to EN 13241-1	achieved	achieved
Up-value* (door) attainable	ln W/m ² K	1.9	2.3
Cassettes	Steel, galvanised	■	■
Drive unit	Gear motor unit including brake	■	■
	Gear motor including brake and integrated anti-drop device	□	□
	Driving power [KW]*	0.85 - 1.8	0.85 - 1.8
Tracks vertical	Trilaterally closed solid aluminium profile (standard: mill-finished)	■	■
Door panel with fibreglass filling	Twin-walled fibreglass panel, thickness in [mm]	40	-
	Colour shades fibreglass brilliant / emerald-green / sapphire-blue	■	-
	Insertion foils for improved thermal insulation	□	-
	Indoors: Extra PVC-profiles (similar RAL 7947) for improved thermal insulation	□	■
	Vision elements with double glazing / size w x h [mm]	□/600x300	-
	Up-value for fibreglass incl. the max. no. of insertion foils [W/m ² K]	1,4	-
	Fire behaviour acc. to EN13501 / building material class acc. to DIN 4102	E / B2	E / B2
	Light transmission (depending on colour and Up-value) up to	47 - 78%	82% (ESG)
Real glass door panels with double glazing (1,1 W/m ² K): 2x4 mm temp. glass + therm. insulated profiles	Incl. 1-2 vertical interspacer, depending on door width	□	■
	Without vertical interspacer (for door width of max. 3,96m)*	upon request	□
Vision panel with synthetic glazing, incl. 1-4 vertical interspacers, depending on door width (upon request other fillings e.g. 4mm perforated plate)	PC (Makrolon)	upon request	-
	PMMA (Plexiglas)	□	-
	Single glazing (tempered safety glass) 1 x 4 mm	upon request	-
Emergency operation	By crank handle	■	■
	By hoist chain	□	□
	With uninterruptable power source	upon request	upon request
Control	BDC E800 R / S Relay / contactor control, mains connection 400 V/50 Hz (L1,L2,L3,N,PE), fuse-protection 10 A type C	■	■
	BDC E800 F - Frequency converter control for smooth start-up and increased opening speed, mains connection 230V / 50Hz (L1,N,PE), fuse protection 16A type C, fault current protection type B only	□	-
Safety	TÜV-approved anti-drop device, integrated inside the tracks	■	■
	Drive unit with integrated anti-drop device	□	□
	Closing edge monitored by an optoelectronic sensor, power supply either by energy chain or conductor rail	□	□
	External photo eye	□	□
	External light curtain	□	□
	Laser sensor	□	□
	Anti-push-up device	■	■
Aluminium profile surfaces	Mill finished	□	□
	Anodised E6-C0 (EV1)	■	■
	RAL colour coated	□	□
	Anodised acc. to British Standard	□	□
Options	Car wash kit	□	□
	Lintel cover made of fibreglass	□	□
	Roofing for external installation	□	□
	Pivotable side-frame available either with or without passdoor, to increase the total passage width	□	□
	Tracks that are horizontally movable between two door systems	□	□