


Interdoor UK  
315 Ideal Business Park  
National Avenue  
Hull HU5 4JB  
(United Kingdom)

Tel: +44 (0) 1482 247 375  
Email: [service@interdoor.uk](mailto:service@interdoor.uk)  
Web: [www.interdoor.uk](http://www.interdoor.uk)

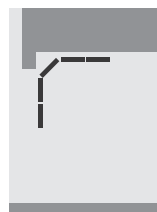
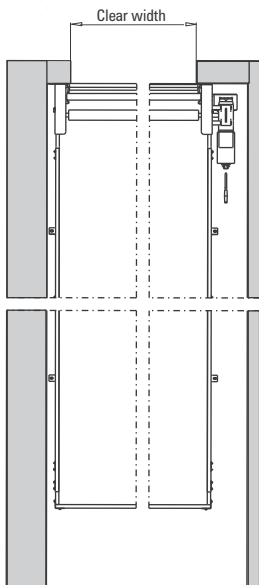


## Technical Data

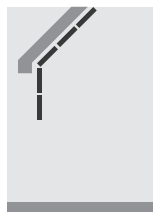
### Sectional Doors SECTIOLITE ST40 and ST40T



Top view



90° deflection



along the roof



vertical lifting

**Technical Data · Sectional Doors SECTIOLITE ST40 and ST40T (including pass door)**

		ST40	ST40T
<b>Door dimensions [mm]*</b>	Width min. / max.	1000 / 6000	2500 / 5500
	Height min. / max.	2000 / 5000	2800 / 5000
<b>Required lintel height [mm]*</b>	min. / max.	350 / 800	400 / 800
<b>Door panel height [mm]</b>	Approximate value (slight differences depending on type of door)	500	500
<b>Opening speed [m/s]*</b>	(standard) / (optional) up to	0,25 / 1,0	0,25 / 0,6
<b>Opening cycles / duration in use*</b>	Number of cycles for continuous operation	10 cycles/hour	10 cycles/hour
	Increased number of cycles for a duration of max. 1 hour	20 cycles/hour	20 cycles/hour
<b>Opening cycles*</b>	Typically up to ..... cycles annually	50 000	50 000
<b>Resistance to wind load*</b>	Classification acc. to EN 12424**	2 - 5	2 - 3
<b>Air permeability</b>	Classification acc. to EN 12426**	4	3
<b>Resistance to water penetration</b>	Classification acc. to EN 12425**	> 3	3
<b>Airborne sound insulation Rw (C;Ctr)</b>	In dB according to EN ISO 717-1**	23	24
<b>Opening forces / safe opening</b>	According to EN 13241-1	achieved	achieved
<b>Up-value* (door) attainable</b>	In W/m <sup>2</sup> K	2.7	2.9
<b>Cassettes</b>	Steel, galvanised	■	■
<b>Drive unit</b>	Gear motor including brake and integrated anti-drop device	■	■
	Driving power [kW]*	0.85 - 2.5	0.85 - 2.5
<b>Tracks vertical</b>	Trilaterally closed solid aluminium profile	■	■
<b>Door panel with fireglass filling</b>	Twin-walled fibreglass panel, thickness in [mm]	40	40
	Colour shades fibreglass brilliant/ emerald-green/ sapphire-blue	■	■
	Insertion foils for improved thermal insulation	□	□
	U <sub>p</sub> -value fibreglass incl. the max. no. of insert. foils in W/m <sup>2</sup> K	1,4	1,4
	Light transmission (depending on colour and U <sub>p</sub> -value)	47 - 78%	47 - 78%
	Fire behaviour acc. to EN 13501/ building material class acc. to DIN 4102	E / B2	E / B2
<b>Vision panel with plastic glazing, 1 - 4 vertical interspacers, depending on the door width (another filling option is e.g. perforated sheet metal of 4mm thickness)</b>	SAN with <b>hard-coating</b>	■	■
<b>Emergency operation</b>	By crank handle	■	■
	By hoist chain	□	□
	With uninterruptable power source	upon request	upon request
<b>Control system</b>	<b>BDC E800 R</b> Relay / contactor control, mains connection <b>400 V/50 Hz</b> (L1,L2,L3,N,PE), fuse protection <b>10 A</b> type C, fault current protection type B only	■	■
	<b>BDC E800 F</b> - Frequency converter control for smooth start-up and increased opening speed, mains connection <b>230V / 50Hz</b> (L1,N,PE), fuse protection <b>16A</b> type C, fault current protection type B only	□	□
	<b>4 kW Frequency converter control</b> mains connection <b>400V / 50Hz</b> (3,N,PE), fuse protection <b>16A</b> type C, fault current protection type B only	□	□
<b>Safety</b>	Drive unit with integrated anti-drop device	■	■
	Closing edge monitored by an optoelectronic sensor, power supply either by energy chain or conductor rail	□	□
	External photo eye	□	□
	External light curtain	□	□
	Laser sensor	□	□
	Anti-push-up device	■	■
<b>Aluminium panel-profile surfaces</b>	Mill finished	□	□
	Anodised E6-C0 (EV1)	■	■
	RAL colour coated	□	□
	Anodised acc. to British Standard	□	□
<b>Options</b>	Moisture-proof (Car wash kit)	□	□
	Wet-proof (Car wash kit)	□	□
	Lintel cover made of fibreglass	□	□